






Teletubby Photo Frame

-  Print out this sheet
-  Cut along outside dotted line
-  Insert your scissors through the hole and cut out the white area
-  Take your favorite party picture and tape it to the back of the frame so your image shows through
-  Put your frame on the refrigerator using a magnet or clear tape

