

STORYBOARD

Use this storyboarding framework to recast the words from a literary text into image and sound. Feel free to adapt the prompts below to suit your particular text or aim.

Adapted from *Reading in the Dark: Using Film as a Tool in the English Classroom* by John Golden, copyright 2001 by the National Council of Teachers of English (www.ncte.org). Reprinted with permission.




Image:

Image:

Image:

Sound:

Sound:

Sound:

(optional) **Lines from the text that gave you this idea:**

(optional) **Lines from the text that gave you this idea:**

(optional) **Lines from the text that gave you this idea:**




Image:

Image:

Image:

Sound:

Sound:

Sound:

(optional) **Lines from the text that gave you this idea:**

(optional) **Lines from the text that gave you this idea:**

(optional) **Lines from the text that gave you this idea:**

MASTERPIECE, MASTERPIECE THEATRE, and MYSTERY! are trademarks or registered trademarks of WGBH Educational Foundation. Funding for MASTERPIECE is provided by public television viewers. © 2011 WGBH Educational Foundation.

Closed captioned for viewers who are deaf or hard-of-hearing.

VIEWING LOG


Below is a sample viewing log that you can keep as you watch a film, to track both literary and cinematic details and to make predictions about what will happen. Feel free to adapt the prompts to suit your particular film or aim.

What you noticed (cinematic/literary characteristics):
 images, sounds, effective scenes, dialogue, lighting, costumes,
 mood, aspects of character, plot, theme, conflicts, etc.)

Your reaction:

<p>Predictions:</p>	<p>Reasons for predictions:</p>

MASTERPIECE, MASTERPIECE THEATRE, and MYSTERY! are trademarks or registered trademarks of WGBH Educational Foundation. Funding for MASTERPIECE is provided by public television viewers. © 2011 WGBH Educational Foundation.

 Closed captioned for viewers who are deaf or hard-of-hearing.